


Illuminating Global Education Through Indianic Values

NEW STANDARD GROUP OF INSTITUTES



HOME ASSIGNMENT 2023



Name.....

Class- 1st Sec.

Branch.....

हिन्दी-

1. सुलेख पुस्तिका में प्रतिदिन एक पृष्ठ लिखते हुए पृष्ठ संख्या 39 तक पूर्ण कीजिए।

2. स्वर और व्यंजन छाँटकर लिखिए-

अ क इ ए स

च उ न प औ

स्वर	व्यंजन
_____	_____
_____	_____
_____	_____
_____	_____
_____	_____

3. वर्णों को सही क्रम में लिखकर नए शब्द बनाइए-

(क) र च ण _____

(ख) श ल क _____

(ग) र ह न _____

(घ) न भ व _____

4. वर्णों को जोड़कर शब्द बनाइए-

(क) नट + खट = _____

(ख) बर + गद = _____

(ग) अक + बर = _____






(घ) पन + घट = _____

(ङ.) बर + तन = _____

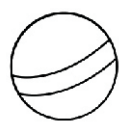




5. दिए गए अक्षरों में उचित मात्रा लगाकर शब्द पूरा करें।

सुर_ही _चहा _कताब मदार_

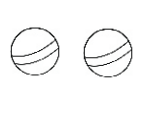



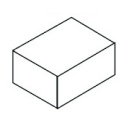
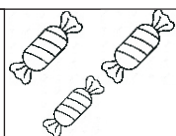


Q.1- Write the missing letters in the boxes.

				
→ <input type="text"/>	↓ <input type="text"/>	↓ <input type="text"/>	↓ <input type="text"/>	↓ <input type="text"/>
<input type="text"/>	<input type="text"/>	<input type="text"/>	<input type="text"/>	<input type="text"/>
	<input type="text"/>	<input type="text"/>	<input type="text"/>	<input type="text"/>
	<input type="text"/>	<input type="text"/>	<input type="text"/>	<input type="text"/>
	<input type="text"/>	<input type="text"/>	<input type="text"/>	<input type="text"/>
	<input type="text"/>	<input type="text"/>	<input type="text"/>	<input type="text"/>
	<input type="text"/>	<input type="text"/>	<input type="text"/>	<input type="text"/>
	<input type="text"/>	<input type="text"/>	<input type="text"/>	<input type="text"/>
	<input type="text"/>	<input type="text"/>	<input type="text"/>	<input type="text"/>

Q.2- Fill in the blanks with 'A' or 'An'.

 ___ball	 ___egg	 ___nose
 ___apple	 ___icecream	

Q.3- Circle the singular object.


			
			

Q.4- Complete the cursive writing book up to Pg. No. 44.

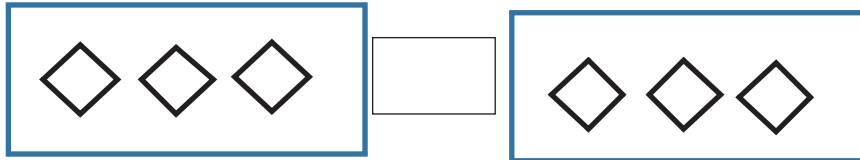
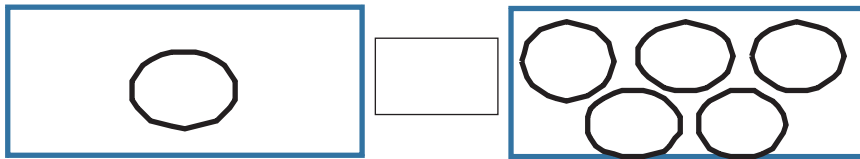
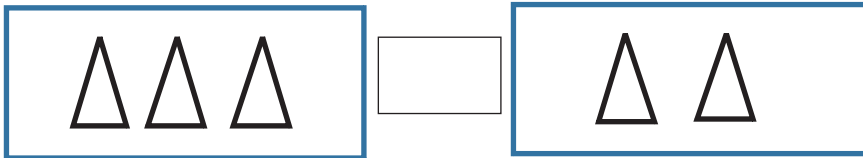
Q.5- To learn lesson 1 of Reader (Book work and Notebook work)

MATHS

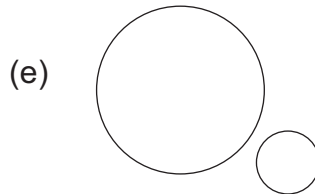
1- Write the number of stars shown in the figures given below.



2- Count and put the symbol $>$, $<$ or $=$ in the boxes.



3- Colour the big objects with red colour and small objects with blue colour.



4- Write the name of given numbers.

13

21

5- Encircle the greatest number.


(a) 4, 6, 7, 8

(b) 1, 5, 9, 2

(c) 8, 2, 3, 10

(d) 7, 1, 6, 3

6- Colour the shapes which are closed by lines.



EVS

1- Write the names of any two things with-

(A) Sweet in taste

(B) Good smell

(C) Soft to touch

(D) Bitter in taste

2- Write four things that you find in a bathroom.

(A) (B)

(C) (D)

3- Fill the missing letters and complete the name of places in your neighbourhood.



4- Complete these sentences about your school.

- (A) My school's name is
- (B) It is situated in
- (C) The name of my Principal is
- (D) The name of my Class Teacher is

5- Draw or paste the picture of any 4 body parts in your EVS notebook in lesson no.2

COMPUTER

1- Circle the objects that are machines:

- | | | | |
|------|-------|----------|--------|
| Car | Dog | Cat | Camera |
| Cup | Table | Mobile | Tree |
| Book | T.V. | Mountain | Fan |




2- Fill the missing letter and complete the parts of computer.



- (i) M _ U _ _
- (ii) P _ _ N _ E _
- (iii) K _ _ B _ _ R _
- (iv) C _ U
- (v) M _ N _ T _ R

3- Rearrange the jumbled words:

- (i) U O M E S _____
- (ii) A M H C N I E _____
- (iii) O N I T M O R _____
- (iv) V I C E D E _____

4- Identify the natural and man made thing and write 'M' for man made things and 'N' for natural things.


(i)  (ii)  (iii) 

(iv)  (v) 

5- To learn the lesson 1 from book and notebook.


ART

1- Join the dots to complete the picture and colour it beautifully.



2- Draw a Hut in your fair notebook and paste Pulse and Rice on it.

MORAL TEACHING



- 1- What do you think after looking at this picture?
- 2- What will you do in this condition?
